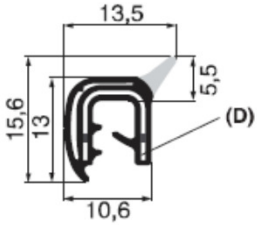
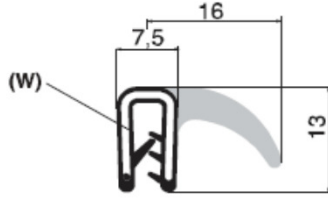


## "Compression of the sponge rubber bulb"

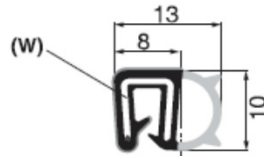
We suggest you a compression not higher than 50%, otherwise we can not assure you that the bulb will go back into the original position.



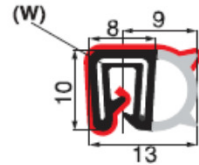
**PA7101986-000**  
\*\* mm. 1 a 2  
EPDM



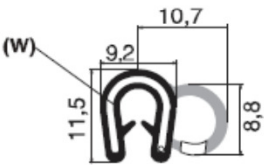
**PA7101334-000**  
\*\* mm. 1 a 2  
EPDM



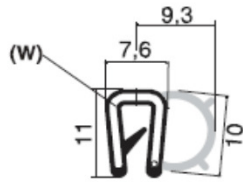
**PA7101963-000**  
\*\* mm. 1 a 2  
EPDM



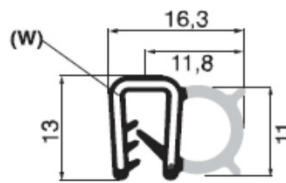
**PA7800050-000**  
\*\* mm. 1 a 2  
EPDM + **CONDUCTIVE COATING**



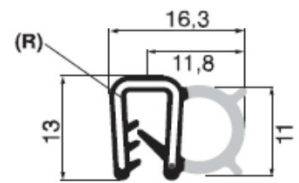
**PA7101210-000**  
\*\* mm. 1 a 2  
EPDM



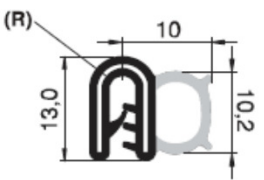
**PA7101209-000**  
\*\* mm. 1 a 2  
EPDM



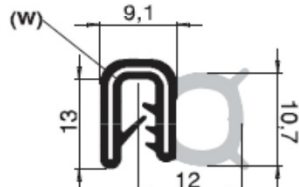
**PA7101546-000**  
\*\* mm. 1 a 2  
EPDM  
**PA7101828-000**  
EPDM UL94



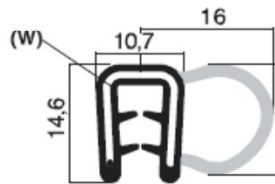
**PA7101867-000**  
\*\* mm. 1 a 2  
EPDM UL94  
**PA7102041-000**  
NBR



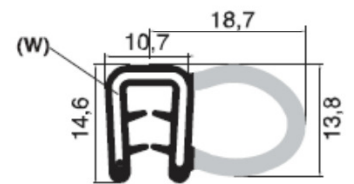
**PA7101009-000**  
\*\* mm. 1 a 2  
EPDM



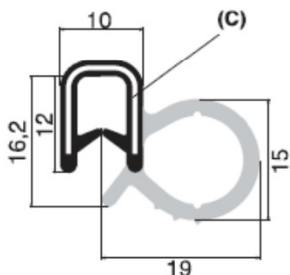
**PA7101015-000**  
\*\* mm. 1,5 a 2,5  
EPDM



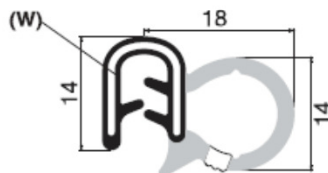
**PA7101332-000**  
\*\* mm. 1 a 2  
EPDM



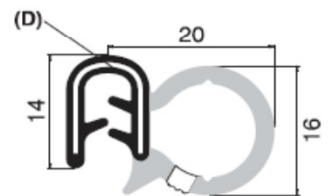
**PA7101018-000**  
\*\* mm. 1 a 2  
EPDM  
**PA7102046-000**  
EPDM UL94 (W)



**PA7101205-000**  
\*\* mm. 1,5 a 3,5  
EPDM



**PA7101566-000**  
\*\* mm. 1,5 a 3,5  
EPDM  
**PA7102042-000**  
EPDM UL94



**PA7101201-000**  
\*\* mm. 1,5 a 3,5  
EPDM  
**PA7102043-000**  
EPDM UL94

### Insert Metal

W = Wire Carrier

D = Doble Bar

C = Centre Bar

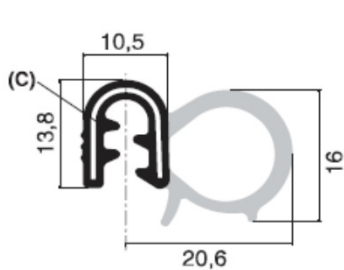
R = Broken Metal

\*\* Clamping Range

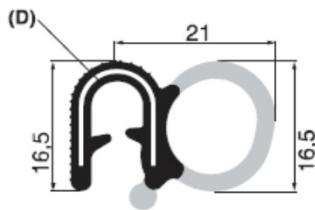
Other Colours and materials upon request

## "Compression of the sponge rubber bulb"

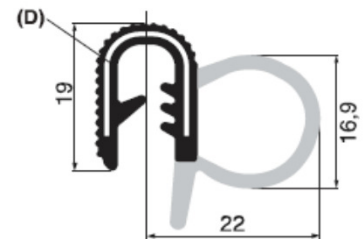
We suggest you a compression not higher than 50%, otherwise we can not assure you that the bulb will go back into the original position.



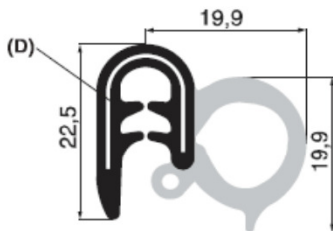
**PA7101187-000**  
\*\*mm. 1,5 a 3,5  
EPDM



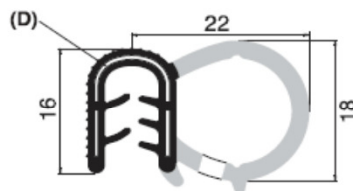
**PA7101207-000**  
\*\*mm. 2 a 4  
EPDM



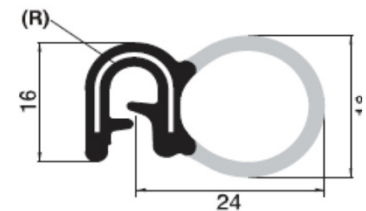
**PA7101028-000**  
\*\*mm. 2 a 4  
EPDM



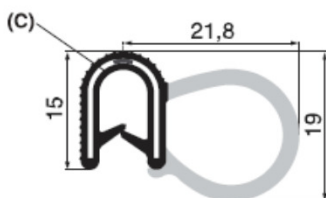
**PA7101020-000**  
\*\*mm. 2 a 4  
EPDM



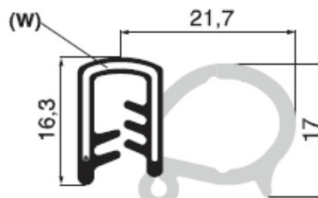
**PA7101023-000**  
\*\*mm. 2 a 4  
EPDM



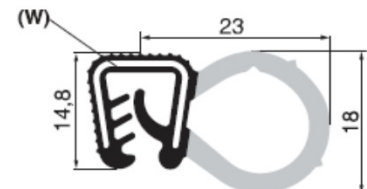
**PA7101190-000**  
\*\*mm. 1,5 a 3,5  
EPDM



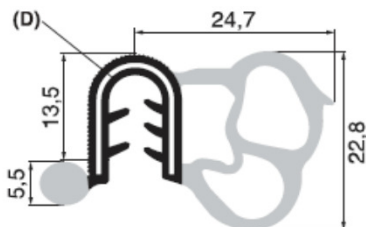
**PA7101669-000**  
\*\*mm. 1,5 a 3,5  
CR



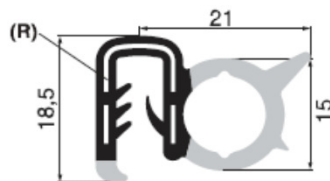
**PA7101924-000**  
\*\*mm. 2 a 4  
EPDM



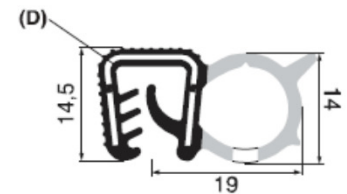
**PA7101988-000**  
\*\*mm. 2 a 4  
EPDM



**PA7101543-000**  
\*\*mm. 1,5 a 3,5  
EPDM



**PA7100990-000**  
\*\*mm. 2 a 4  
EPDM



**PA7101214-000**  
\*\*mm. 2 a 4  
EPDM  
**PA7101013-000**  
\*\*mm. 5 a 6  
EPDM  
**PA7101685-000**  
\*\*mm. 1 a 2,5  
EPDM

### Insert Metal

W = Wire Carrier

D = Doble Bar

C = Centre Bar

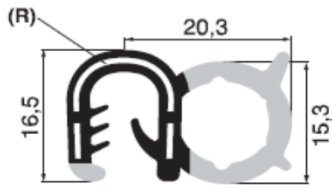
R = Broken Metal

\*\* Clamping Range

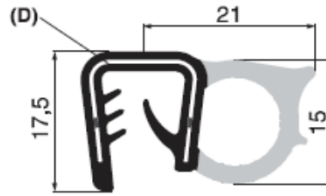
Other Colours and materials upon request

## "Compression of the sponge rubber bulb"

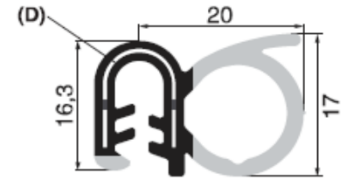
We suggest you a compression not higher than 50%, otherwise we can not assure you that the bulb will go back into the original position.



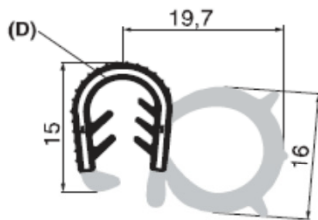
**PA7100993-000**  
\*\* mm. 4 a 6  
EPDM



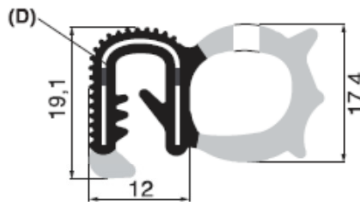
**PA7101725-000**  
\*\* mm. 5 a 9  
EPDM



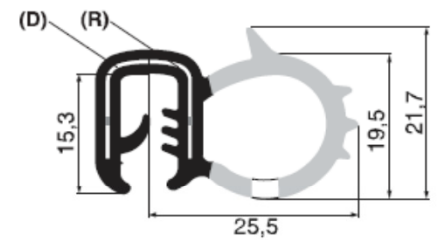
**PA7101193-000**  
\*\* mm. 2 a 4  
EPDM



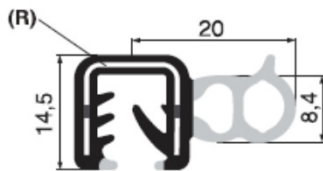
**PA7101829-000**  
\*\* mm. 4 a 6  
EPDM



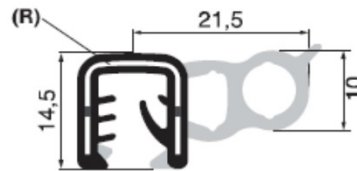
**PA7101199-000**  
\*\* mm. 3 a 5  
EPDM



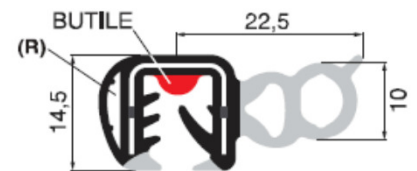
**PA7101879-000(D)**  
\*\* mm. 4 a 6  
EPDM  
**PA7102139-000(R)**  
\*\* mm. 4 a 6  
EPDM



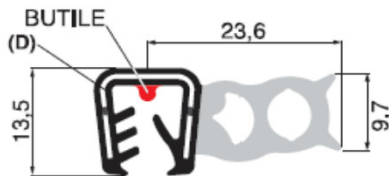
**PA7101987-000**  
\*\* mm. 4 a 6  
EPDM



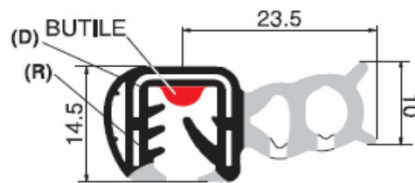
**PA7101825-000**  
\*\* mm. 5 a 6  
EPDM



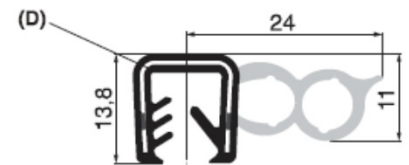
**PA7101961-000**  
\*\* mm. 5 a 6  
EPDM



**PA7101548-000**  
\*\* mm. 5 a 6  
EPDM



**PA7101336-000(R)**  
\*\* mm. 5 a 6  
EPDM  
**PA7101565-000(D)**  
\*\* mm. 4 a 5  
EPDM



**PA7101335-000**  
\*\* mm. 5 a 6  
EPDM

### Insert Metal

W = Wire Carrier

D = Doble Bar

C = Centre Bar

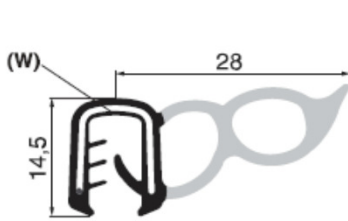
R = Broken Metal

\*\* Clamping Range

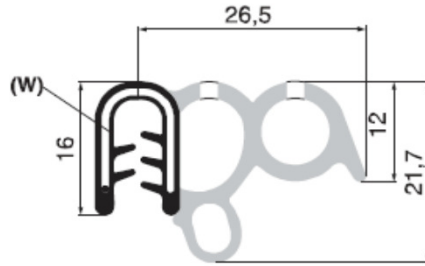
Other Colours and materials upon request

## "Compression of the sponge rubber bulb"

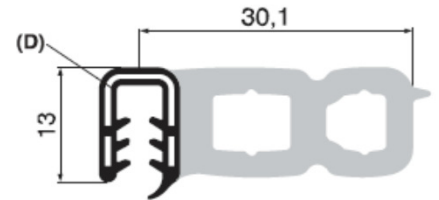
We suggest you a compression not higher than 50%, otherwise we can not assure you that the bulb will go back into the original position.



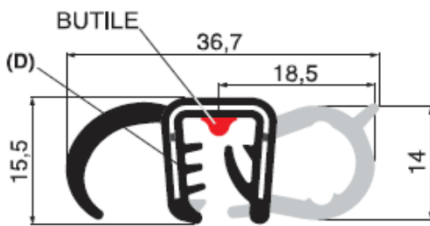
**PA7101970-000**  
\*\* mm. 3  
EPDM



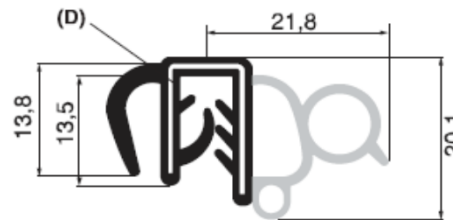
**PA7101017-000**  
\*\* mm. 1,5 a 3,5  
EPDM



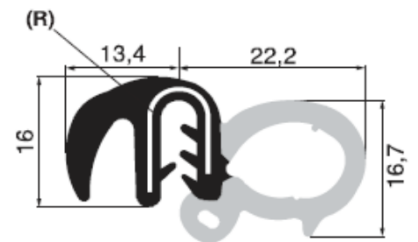
**PA7101019-000**  
\*\* mm. 1,5 a 3,5  
EPDM



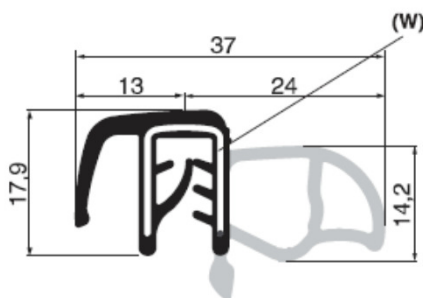
**PA7101959-000**  
\*\* mm. 4 a 5  
EPDM



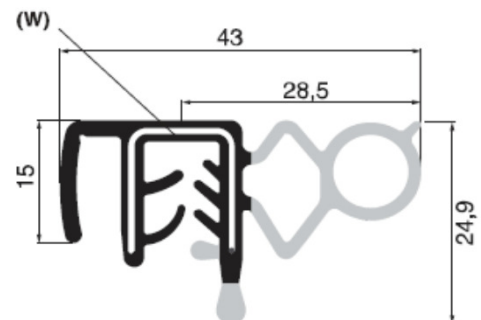
**PA7101494-000**  
\*\* mm. 2 a 5  
EPDM



**PA7101021-000**  
\*\* mm. 2 a 4  
EPDM



**PA7101174-000**  
\*\* mm. 2 a 4  
EPDM



**PA7101622-000**  
\*\* mm. 4 a 6  
EPDM

### Insert Metal

W = Wire Carrier

D = Doble Bar

C = Centre Bar

R = Broken Metal

\*\* Clamping Range

Other Colours and materials upon request